




Name \_\_\_\_\_

## The Mechanics of a Prompt - Identify the Layers Answer Key

**Prompt Example:** "You are an English teacher helping students learn figurative language. Create 5 multiple-choice questions about similes and metaphors. Provide the correct answers and brief explanations."

Prompt Section	Layer	Explanation
"You are an English teacher helping students learn figurative language."	 <b>Top Bun - Context/Role</b>	Sets the stage; gives the AI its "identity" and purpose.
"Create 5 multiple-choice questions about similes and metaphors."	 <b>Filling - Task/Action</b>	The main action the AI should perform.
"Provide the correct answers and brief explanations."	 <b>Bottom Bun - Format/Output</b>	Tells the AI how to organize and present the results.

---

### Part 2: Build Your Own Prompt (Sample Response)

**Example Topic:** Writing Practice - Personification

**Top Bun (Context):** You are a middle school English teacher preparing a quick practice exercise on personification.

**Filling (Task):** Write 5 short sentences that use personification to describe nature, and include one multiple-choice question asking students to identify which sentence contains personification.

**Bottom Bun (Format):** Present the sentences as a numbered list, followed by the question and answer key at the end.

**Why This Works:** It's clear, specific, gives the AI a role, defines a single task, and requests a particular format that can be used directly in class.

Name \_\_\_\_\_

### Part 3: Prompt Polishing Checklist (Sample Completed)

Prompt Feature	Why It Matters	Example from Prompt
<input checked="" type="checkbox"/> Clear role or perspective	Helps AI understand purpose	"You are a middle school English teacher..."
<input checked="" type="checkbox"/> Focused task	Keeps the AI on topic	"Write 5 short sentences..."
<input checked="" type="checkbox"/> Specific format	Ensures organized output	"Present the sentences as a numbered list..."
<input checked="" type="checkbox"/> Defined audience	Matches tone and difficulty	"Middle school students"
<input checked="" type="checkbox"/> Constraints/examples	Keeps the task contained	"Include one multiple-choice question..."

### Part 4: Practice Challenge (Sample Answer)

**Weak Prompt:** "Tell me about volcanoes."

**Improved Prompt Using the Sandwich Template: Top Bun (Context):** You are a 7th-grade geography teacher preparing a short classroom reading.

**Filling (Task):** Write a 150-word summary explaining how volcanoes form, including the key steps from magma buildup to eruption.

**Bottom Bun (Format):** Use simple, age-appropriate vocabulary and organize the explanation into two short paragraphs.

#### Why It's Better:

- Defines a clear role and audience.
- Specifies the purpose (a short classroom reading).
- Limits length and tone.
- Produces age-appropriate, usable text.