



Name _____

Racetrack Multiplication Area Models

1. **Alex vs. Jordan** - Alex drives **312 meters per second** for **26 seconds**.

Jordan drives **298 meters per second** for **26 seconds**. Who drives farther, and by how much?





- _____

___ + ___ + ___ + ___ + ___ + ___ = ___

___ + ___ + ___ + ___ + ___ + ___ = ___

2. **Riley vs. Sam** - Riley drives **437 meters per second** for **34 seconds**.

Sam drives **425 meters per second** for **34 seconds**. Who drives farther, and by how much?



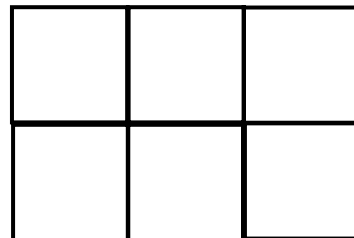

- _____

___ + ___ + ___ + ___ + ___ + ___ = ___

___ + ___ + ___ + ___ + ___ + ___ = ___

3. **Taylor vs. Casey** - Taylor drives **254 meters per second** for **23 seconds**.

Casey drives **268 meters per second** for **23 seconds**. Who drives farther, and by how much?



- _____

___ + ___ + ___ + ___ + ___ + ___ = ___

___ + ___ + ___ + ___ + ___ + ___ = ___